

Bluetooth™ Multi Chip Module

Description

The Bluetooth MCM Solution ROK104001 from Infineon Technologies is a complete solution for fast implementation, and cuts your time-to-market. It is a short-range, compact and cost effective radio-baseband module that supports both voice and data transmission and can be implemented in any electronic device. The module includes a baseband processor with 4 Mbit Flash memory, a radio solution, antenna interfaces and application supporting circuitry. The ROK 104 001 comes with either the Embedded Communication Platform (ECP) firmware, providing the full Bluetooth software stack, including profiles for serial communication, or with the basic Bluetooth firmware for signaling at the HCI (Host Controller Interface) level.

Since this solution is also FCC and ETSI type approved on delivery, cost and time for qualification and type approval is greatly minimized.

Key Features

- A small and cost effective Bluetooth system
- Output power class 2
- Complete Bluetooth function including:
 - Hardware: Radio, Baseband, Crystal & Memory, Voltage regulator and RC filters



Bluetooth

-Firmware in two versions:

-a) Serial Communication (GAP/SPP/DUN/LAN)

-b) HCI : Standard Bluetooth Interface

- Point- to -Multipoint, 7 slaves with the HCI firmware or 3 slaves with embedded stack
- Power management: PARK, SNIFF & HOLD as well as system power saving
- Pre-qualified for Bluetooth spec. 1.1
- FCC & ETSI type approved
- Multiple interfaces UART, PCM, Bidirectional serial interface/GPIO, GPIO
- Voltage regulator included on module highly reduces the input voltage requirements

Note: The Bluetooth trademarks are owned by Bluetooth SIG, Inc. and used by Infineon Technologies under license.

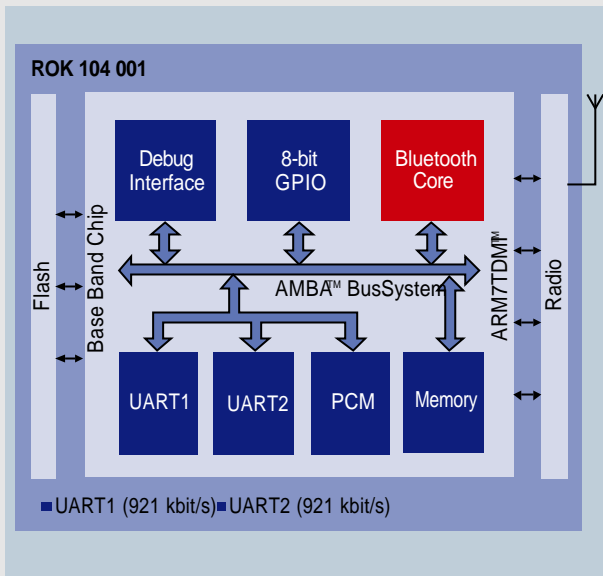
www.infineon.com/bluetooth

ROK 104 001 Multi Chip Module

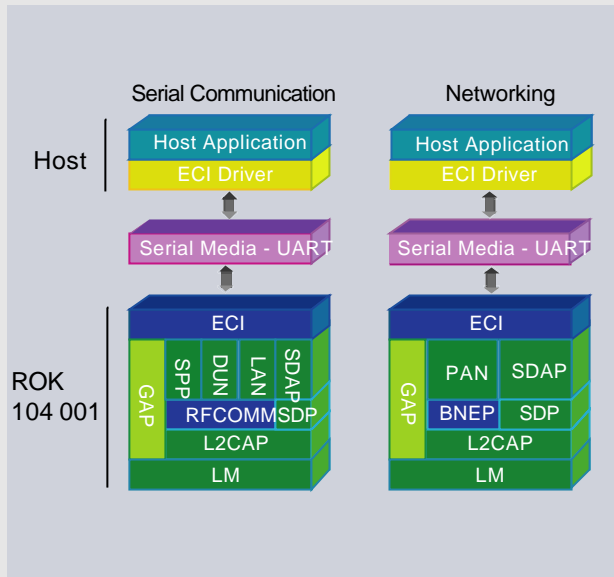


Never stop thinking.

Configuration



ECP - Firmware



Antenna Interface

50 Ohm Bluetooth ISM band antenna (2.4 – 2.5 GHz).

Module Size

The dimensions of the Bluetooth module are:
15.5 x 10.5 x 2.0 mm.

UART's

- UART1 supports baud rates up to 921 kbit/s with maximum throughput.
- UART2 supports baud rates up to 921 kbit/s with reduced throughput.

PCM

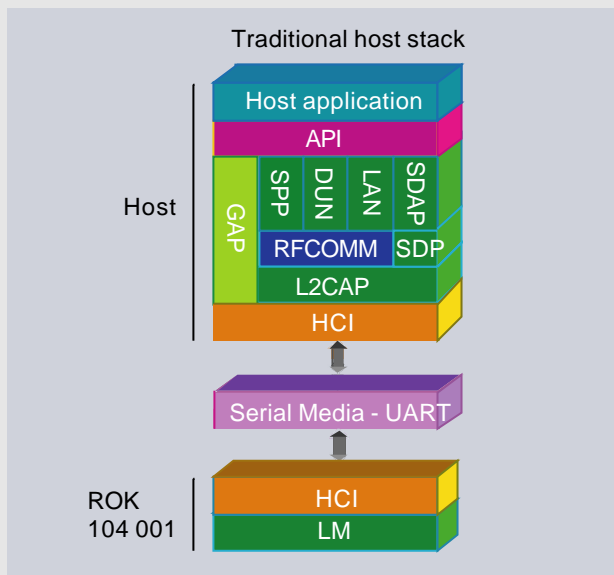
- The PCM interface provides full support for one PCM channel to facilitate voice communication.

Bidirectional Serial Interface/GPIO

- For example PCM codecs or EEPROM.

GPIO

- An 8 bit programmable General Purpose IO interface



Ordering Information

ROK 104 001/21 : With standard HCI firmware

ROK 104 001/22 : With ECP firmware (Serial)

How to reach us:

<http://www.infineon.com>

Published by
Infineon Technologies AG,
St.-Martin-Strasse 53,
81541 München

© Infineon Technologies AG 2002. All Rights Reserved.

Attention please!

The information herein is given to describe certain components and shall not be considered as warranted characteristics. Terms of delivery and rights to technical change reserved.

We hereby disclaim any and all warranties, including but not limited to warranties of non-infringement, regarding circuits, descriptions and charts stated herein.

Infineon Technologies is an approved CECC manufacturer.

Information

For further information on technology, delivery terms and conditions and prices please contact your nearest Infineon Technologies Office in Germany or our Infineon Technologies Representatives worldwide.

Warnings

Due to technical requirements components may contain dangerous substances. For information on the types in question please contact your nearest Infineon Technologies Office.

Infineon Technologies Components may only be used in life-support devices or systems with the express written approval of Infineon Technologies, if a failure of such components can reasonably be expected to cause the failure of that life-support device or system, or to affect the safety or effectiveness of that device or system. Life support devices or systems are intended to be implanted in the human body, or to support and/or maintain and sustain and/or protect human life. If they fail, it is reasonable to assume that the health of the user or other persons may be endangered.

This datasheet has been downloaded from:

www.DatasheetCatalog.com

Datasheets for electronic components.