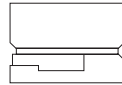


# Aluminum Electrolytic Capacitors



## FEATURES

- Polarized aluminum electrolytic capacitor
- SMD Style
- High C-U product
- Miniature dimension
- Reflow soldering
- Packaging: blistertape on reel

## APPLICATIONS

- General Use
- Consumer Electronics
- Low-headroom, height restricted low mass units
- Filtering, smoothing, coupling

QUICK REFERENCE DATA	
DESCRIPTION	VALUE
Nominal Case size D × L (in mm)	(3) 4 × 5.3 to 10 × 10
Rated capacitance range	0.1 to 1500 $\mu$ F
Capacitance tolerance	$\pm 20\%$
Rated voltage range	4 to 100 V
Category temperature range	- 40 to + 85 °C
Endurance test at upper category temperature	2 000 hours
Lifetime at 85°C and I <sub>R</sub>	2 500 hours
Lifetime at 40°C and I <sub>R</sub>	60 000 hours
Sectional specifications	IEC 384-4, CECC 30300
Detail specifications	
Climatic category IEC 68 DIN 40040	40/085/56 GPF
Failure rate	$\leq 100 [10^{-9}/h]$

DIMENSIONS AND RELEVANT NOMINAL CASE SIZES (D × L in mm)									
CAPACITANCE ( $\mu$ F)	RATED VOLTAGE (V)								
	4	6.3	10	16	25	35	50	63	100
0.1	-	-	-	-	-	-	(3) 4 × 5.3	-	-
0.22	-	-	-	-	-	-	(3) 4 × 5.3	-	-
0.33	-	-	-	-	-	-	(3) 4 × 5.3	-	-
0.47	-	-	-	-	-	-	(3) 4 × 5.3	-	-
0.68	-	-	-	-	-	-	(3) 4 × 5.3	-	-
1.0	-	-	-	-	-	-	(3) 4 × 5.3	-	-
1.5	-	-	-	-	-	-	4 × 5.3	-	-
2.2	-	-	-	-	-	-	4 × 5.3	-	-
3.3	-	-	-	-	-	-	4 × 5.3	-	6.3 × 5.8
4.7	-	-	-	-	4 × 5.3	4 × 5.3	4 × 5.3	-	6.3 × 5.8
	-	-	-	-	-	-	5 × 5.3	-	8 × 6.2
6.8	-	-	-	-	4 × 5.3	4 × 5.3	5 × 5.3	-	-
	-	-	-	-	-	5 × 5.3	-	-	-
10	-	-	-	-	4 × 5.3	4 × 5.3	5 × 5.3	8 × 6.2	8 × 10
	-	-	-	-	5 × 5.3	5 × 5.3	6.3 × 5.3	-	-
15	-	-	-	4 × 5.3	5 × 5.3	6.3 × 5.3	6.3 × 5.3	-	-
22	-	4 × 5.3	4 × 5.3	4 × 5.3	5 × 5.3	6.3 × 5.3	6.3 × 5.3	8 × 10	8 × 10
	-	-	5 × 5.3	5 × 5.3	6.3 × 5.3	-	-	-	-
33	4 × 5.3	4 × 5.3	4 × 5.3	5 × 5.3	5 × 5.3	6.3 × 5.3	8 × 6.2	8 × 10	10 × 10
	-	5 × 5.3	5 × 5.3	6.3 × 5.3	6.3 × 5.3	-	6.3 × 7.7	-	-

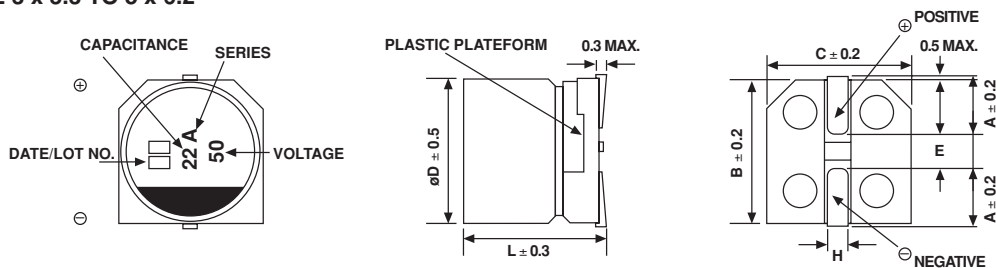
DIMENSIONS AND RELEVANT NOMINAL CASE SIZES (D x L in mm)									
CAPACITANCE ( $\mu$ F)	RATED VOLTAGE (V)								
	4	6.3	10	16	25	35	50	63	100
47	4 x 5.3	4 x 5.3	5 x 5.3	5 x 5.3	6.3 x 5.3	6.3 x 5.8	6.3 x 7.7	8 x 10	10 x 10
	-	5 x 5.3	6.3 x 5.3	6.3 x 5.3	-	8 x 6.2	8 x 10	-	-
68	5 x 5.3	5 x 5.3	6.3 x 5.3	6.3 x 5.3	8 x 6.2	6.3 x 7.7	8 x 10	-	-
100	5 x 5.3	5 x 5.3	6.3 x 5.3	6.3 x 5.3	6.3 x 7.7	6.3 x 7.7	8 x 10	10 x 10	-
	-	6.3 x 5.3	-	8 x 6.2	8 x 6.2	8 x 10	10 x 10	-	-
150	-	-	6.3 x 5.8	6.3 x 7.7	8 x 10	8 x 10	10 x 10	-	-
	-	-	-	8 x 6.2	-	10 x 10	-	-	-
220	6.3 x 5.3	6.3 x 5.8	6.3 x 7.7	6.3 x 7.7	8 x 10	8 x 10	-	-	-
	-	8 x 6.2	8 x 6.2	8 x 10	10 x 10	10 x 10	-	-	-
330	-	6.3 x 7.7	8 x 10	8 x 10	8 x 10	10 x 10	-	-	-
	-	8 x 6.2	-	10 x 10	10 x 10	-	-	-	-
470	6.3 x 7.7	8 x 10	8 x 10	10 x 10	10 x 10	-	-	-	-
	-	-	10 x 10	-	-	-	-	-	-
680	8 x 10	8 x 10	10 x 10	10 x 10	-	-	-	-	
1000	-	10 x 10	10 x 10	-	-	-	-	-	
1500	-	10 x 10	-	-	-	-	-	-	

Note

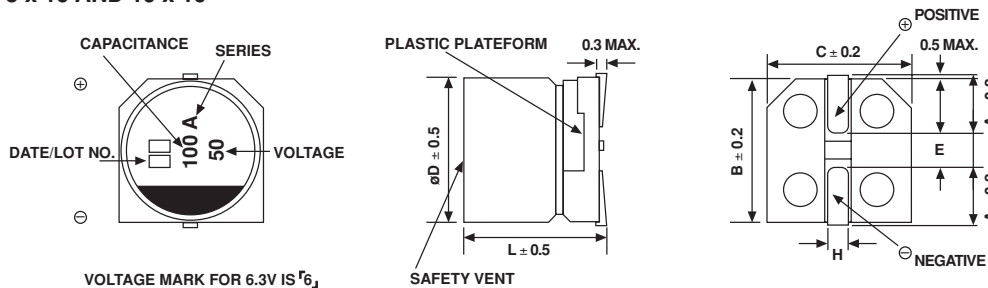
- Case Size 3 x 5.3 is available on request.

CAPACITOR DIMENSIONS (in millimeters)							
CASE SIZE CODE	D	H	B	C	E	A	H
AA	3	5.3	3.3	3.3	0.8	1.5	0.5 ~ 0.8
AB	4	5.3	4.3	4.3	1.0	1.9	0.5 ~ 0.8
AC	5	5.3	5.3	5.3	1.4	2.3	0.5 ~ 0.8
AD	6.3	5.3/5.8	6.6	6.6	2.2	2.4	0.5 ~ 0.8
BM	6.3	7.7	6.6	6.6	2.2	2.4	0.5 ~ 0.8
AE	8	6.2	8.3	8.3	2.3	3.3	0.5 ~ 0.8
AF	8	10	8.3	8.3	3.1	2.9	0.8 ~ 1.1
AG	10	10	10.3	10.3	4.5	3.2	0.8 ~ 1.1

CASE SIZE 3 x 5.3 TO 8 x 6.2



CASE SIZE 8 x 10 AND 10 x 10





**ELECTRICAL DATA AND ORDERING INFORMATION**

If not indicated otherwise the following test conditions apply to all electrical parameters:  $T_a = 20\text{ }^\circ\text{C}$ ,  $P = 80\text{ to }120\text{ kPa}$ ,  $RH = 45\text{ to }75\text{ \%}$ .

SYMBOL	DESCRIPTION
$C_R$	Rated capacitance at 120 Hz
$U_R$	Rated voltage
$\text{Tan } \delta$	Max. dissipation factor at 120 Hz
$R_{ESR}$	Max. equivalent series resistance at 120 Hz
$I_R$	Rated alternating current at 120 Hz and upper category temperature

**ORDERING EXAMPLE**

ECA 10  $\mu\text{F}/25\text{ V}$ ,  $\pm 20\text{ \%}$

Size: 5 mm  $\times$  5.3 mm

Ordering Code: ECA00AC210EA0

**ELECTRICAL DATA AND ORDERING INFORMATION**

$U_R$ (V)	$C_R$ 120 Hz ( $\mu\text{F}$ )	DIMENSIONS D $\times$ L (mm)	$\text{Tan } \delta$ 120 Hz	$R_{ESR}$ 120 Hz ( $\Omega$ )	$I_R$ 120 Hz/85 $^\circ\text{C}$ (mA)	ORDERING CODE □INTER COMPANY CODE
4	33	4 $\times$ 5.3	0.40	16.4	27	ECA00AB233AA0□
	47	4 $\times$ 5.3	0.40	11.5	32	ECA00AB247AA0□
	68	5 $\times$ 5.3	0.40	8.0	44	ECA00AC268AA0□
	100	5 $\times$ 5.3	0.40	5.4	54	ECA00AC310AA0□
	220	6.3 $\times$ 5.3	0.40	2.5	93	ECA00AD322AA0□
	470	6.3 $\times$ 7.7	0.40	1.2	115	ECA00BM347AA0□
	680	8 $\times$ 10	0.40	0.8	200	ECA00AF368AA0□
6.3	22	4 $\times$ 5.3	0.30	18.5	24	ECA00AB222BA0□
	33	4 $\times$ 5.3	0.30	12.3	30	ECA00AB233BA0□
	33	5 $\times$ 5.3	0.30	12.3	41	ECA00AC233BA0□
	47	4 $\times$ 5.3	0.30	8.6	36	ECA00AB247BA0□
	47	5 $\times$ 5.3	0.30	8.6	48	ECA00AC247BA0□
	68	5 $\times$ 5.3	0.30	6.0	50	ECA00AC268BA0□
	100	5 $\times$ 5.3	0.30	4.1	60	ECA00AC310BA0□
	100	6.3 $\times$ 5.3	0.30	4.1	82	ECA00AD310BA0□
	220	6.3 $\times$ 5.8	0.30	1.9	91	ECA00AD322BA0□
	220	8 $\times$ 6.2	0.30	1.9	140	ECA00AE322BA0□
	330	6.3 $\times$ 7.7	0.30	1.3	188	ECA00BM333BA0□
	330	8 $\times$ 6.2	0.30	1.3	190	ECA00AE333BA0□
	470	8 $\times$ 10	0.30	0.9	265	ECA00AF347BA0□
	680	8 $\times$ 10	0.30	0.6	290	ECA00AF368BA0□
	1000	10 $\times$ 10	0.35	0.5	400	ECA00AG410BA0□
	1500	10 $\times$ 10	0.35	0.4	450	ECA00AG415BA0□
10	22	4 $\times$ 5.3	0.25	15.4	28	ECA00AB222CA0□
	22	5 $\times$ 5.3	0.25	15.4	36	ECA00AC222CA0□
	33	4 $\times$ 5.3	0.25	10.3	34	ECA00AB233CA0□
	33	5 $\times$ 5.3	0.25	10.3	44	ECA00AC233CA0□
	47	5 $\times$ 5.3	0.25	7.2	47	ECA00AC247CA0□
	47	6.3 $\times$ 5.3	0.25	7.2	62	ECA00AD247CA0□
	68	6.3 $\times$ 5.3	0.25	5.0	66	ECA00AD268CA0□
	100	6.3 $\times$ 5.3	0.25	3.4	80	ECA00AD310CA0□
	150	6.3 $\times$ 5.8	0.25	2.3	95	ECA00AD315CA0□
	220	6.3 $\times$ 7.7	0.25	1.6	173	ECA00BM322CA0□
	220	8 $\times$ 6.2	0.25	1.6	175	ECA00AE322CA0□
	330	8 $\times$ 10	0.25	1.1	240	ECA00AF333CA0□
	470	8 $\times$ 10	0.25	0.8	307	ECA00AF347CA0□
	470	10 $\times$ 10	0.25	0.8	330	ECA00AG347CA0□
	680	10 $\times$ 10	0.25	0.5	375	ECA00AG368CA0□
	1000	10 $\times$ 10	0.25	0.4	454	ECA00AG410CA0□

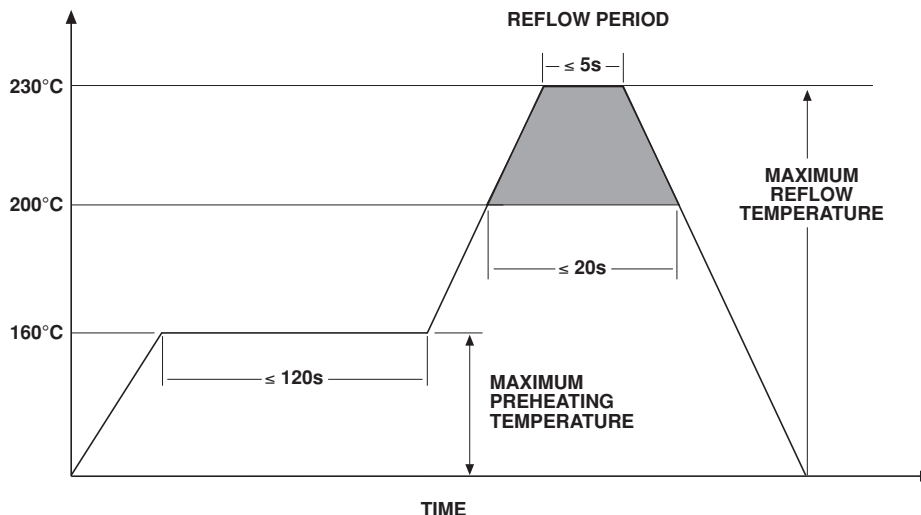


<b>ELECTRICAL DATA AND ORDERING INFORMATION</b>						
<b>U<sub>R</sub></b> <b>(V)</b>	<b>C<sub>R</sub></b> <b>120 Hz</b> <b>(μF)</b>	<b>DIMENSIONS</b> <b>D × L</b> <b>(mm)</b>	<b>Tan δ</b> <b>120 Hz</b>	<b>R<sub>ESR</sub></b> <b>120 Hz</b> <b>(Ω)</b>	<b>I<sub>R</sub></b> <b>120 Hz/85 °C</b> <b>(mA)</b>	<b>ORDERING CODE</b> <b>□INTER COMPANY CODE</b>
16	15	4 × 5.3	0.20	18.1	26	ECA00AB215DA0□
	22	4 × 5.3	0.20	12.3	30	ECA00AB222DA0□
	22	5 × 5.3	0.20	12.3	37	ECA00AC222DA0□
	33	5 × 5.3	0.20	8.2	43	ECA00AC233DA0□
	33	6.3 × 5.3	0.20	8.2	58	ECA00AD233DA0□
	47	5 × 5.3	0.20	5.8	52	ECA00AC247DA0□
	47	6.3 × 5.3	0.20	5.8	69	ECA00AD247DA0□
	68	6.3 × 5.3	0.20	4.0	78	ECA00AD268DA0□
	100	6.3 × 5.3	0.20	2.7	88	ECA00AD310DA0□
	100	8 × 6.2	0.20	2.7	130	ECA00AE310DA0□
	150	6.3 × 7.7	0.20	1.8	140	ECA00BM315DA0□
	150	8 × 6.2	0.20	1.8	150	ECA00AE315DA0□
	220	6.3 × 7.7	0.20	1.3	162	ECA00BM322DA0□
	220	8 × 10	0.20	1.3	215	ECA00AF322DA0□
	330	8 × 10	0.20	0.8	270	ECA00AF333DA0□
330	10 × 10	0.20	0.8	300	ECA00AG333DA0□	
470	10 × 10	0.20	0.6	340	ECA00AG347DA0□	
680	10 × 10	0.20	0.4	385	ECA00AG368DA0□	
25	4.7	4 × 5.3	0.16	46	18	ECA00AB147EA0□
	6.8	4 × 5.3	0.16	32	20	ECA00AB168EA0□
	10	4 × 5.3	0.16	22	24	ECA00AB210EA0□
	10	5 × 5.3	0.16	22	30	ECA00AC210EA0□
	15	5 × 5.3	0.16	14.5	35	ECA00AC215EA0□
	22	5 × 5.3	0.16	9.9	41	ECA00AC222EA0□
	22	6.3 × 5.3	0.16	9.9	53	ECA00AD222EA0□
	33	5 × 5.3	0.16	6.6	50	ECA00AC233EA0□
	33	6.3 × 5.3	0.16	6.6	64	ECA00AD233EA0□
	47	6.3 × 5.3	0.16	4.6	70	ECA00AD247EA0□
	68	8 × 6.2	0.16	3.2	100	ECA00AE268EA0□
	100	6.3 × 7.7	0.16	2.2	110	ECA00BM310EA0□
	100	8 × 6.2	0.16	2.2	145	ECA00AE310EA0□
	150	8 × 10	0.16	1.5	190	ECA00AF315EA0□
	220	8 × 10	0.16	1.0	232	ECA00AF322EA0□
	220	10 × 10	0.16	1.0	250	ECA00AG322EA0□
	330	8 × 10	0.16	0.7	275	ECA00AF333EA0□
330	10 × 10	0.16	0.7	305	ECA00AG333EA0□	
470	10 × 10	0.16	0.5	350	ECA00AG347EA0□	
35	4.7	4 × 5.3	0.15	43	18	ECA00AB147FA0□
	6.8	4 × 5.3	0.15	30	21	ECA00AB168FA0□
	6.8	5 × 5.3	0.15	30	25	ECA00AC168FA0□
	10	4 × 5.3	0.15	20.5	27	ECA00AB210FA0□
	10	5 × 5.3	0.15	20.5	32	ECA00AC210FA0□
	15	6.3 × 5.3	0.15	13.6	45	ECA00AD215FA0□
	22	6.3 × 5.3	0.15	9.3	53	ECA00AD222FA0□
	33	6.3 × 5.3	0.15	6.2	60	ECA00AD233FA0□
	47	6.3 × 5.8	0.15	4.3	94	ECA00AD247FA0□
	47	8 × 6.2	0.15	4.3	105	ECA00AE247FA0□



<b>ELECTRICAL DATA AND ORDERING INFORMATION</b>						
<b>U<sub>R</sub></b> <b>(V)</b>	<b>C<sub>R</sub></b> <b>120 Hz</b> <b>(μF)</b>	<b>DIMENSIONS</b> <b>D × L</b> <b>(mm)</b>	<b>Tan δ</b> <b>120 Hz</b>	<b>R<sub>ESR</sub></b> <b>120 Hz</b> <b>(Ω)</b>	<b>I<sub>R</sub></b> <b>120 Hz/85 °C</b> <b>(mA)</b>	<b>ORDERING CODE</b> <b>□INTER COMPANY CODE</b>
35	68	6.3 × 7.7	0.15	3.0	120	ECA00BM268FA0□
	100	6.3 × 7.7	0.15	2.1	132	ECA00BM310FA0□
	100	8 × 10	0.15	2.1	175	ECA00AF310FA0□
	150	8 × 10	0.15	1.4	200	ECA00AF315FA0□
	150	10 × 10	0.15	1.4	220	ECA00AG315FA0□
	220	8 × 10	0.15	1.0	240	ECA00AF322FA0□
	220	10 × 10	0.15	1.0	265	ECA00AG322FA0□
	330	10 × 10	0.15	0.7	335	ECA00AG323FA0□
50	0.1	4 × 5.3	0.12	1625	4	ECA00AB010HA0□
	0.22	4 × 5.3	0.12	740	5	ECA00AB022HA0□
	0.33	4 × 5.3	0.12	495	6	ECA00AB033HA0□
	0.47	4 × 5.3	0.12	345	8	ECA00AB047HA0□
	0.68	4 × 5.3	0.12	239	9	ECA00AB068HA0□
	1.0	4 × 5.3	0.12	163	11	ECA00AB110HA0□
	1.5	4 × 5.3	0.12	109	14	ECA00AB115HA0□
	2.2	4 × 5.3	0.12	74	17	ECA00AB122HA0□
	3.3	4 × 5.3	0.12	50	20	ECA00AB133HA0□
	4.7	4 × 5.3	0.12	35	24	ECA00AB147HA0□
	4.7	5 × 5.3	0.12	35	26	ECA00AC147HA0□
	6.8	5 × 5.3	0.12	24	33	ECA00AC168HA0□
	10	5 × 5.3	0.12	16.5	41	ECA00AC210HA0□
	10	6.3 × 5.3	0.12	16.5	44	ECA00AD210HA0□
	15	6.3 × 5.3	0.12	10.9	58	ECA00AD215HA0□
	22	6.3 × 5.3	0.12	7.4	71	ECA00AD222HA0□
	33	8 × 6.2	0.12	5.0	95	ECA00AE233HA0□
	33	6.3 × 7.7	0.12	5.0	94	ECA00BM233HA0□
	47	6.3 × 7.7	0.12	3.5	105	ECA00BM247HA0□
	47	8 × 10	0.12	3.5	140	ECA00AF247HA0□
	68	8 × 10	0.12	2.4	150	ECA00AF268HA0□
	100	8 × 10	0.12	1.7	181	ECA00AF310HA0□
100	10 × 10	0.12	1.7	195	ECA00AG310HA0□	
150	10 × 10	0.12	1.1	230	ECA00AG315HA0□	
63	10	8 × 6.2	0.12	16.5	46	ECA00AE210JA0□
	22	8 × 10	0.12	7.4	96	ECA00AF222JA0□
	33	8 × 10	0.12	5.0	117	ECA00AF233JA0□
	47	8 × 10	0.12	3.5	150	ECA00AF247JA0□
	100	10 × 10	0.12	1.7	232	ECA00AG310JA0□
100	3.3	6.3 × 5.8	0.12	50	29	ECA00AD133LA0□
	4.7	6.3 × 5.8	0.12	35	35	ECA00AD147LA0□
	4.7	8 × 6.2	0.12	35	40	ECA00AE147LA0□
	10	8 × 10	0.12	16.5	77	ECA00AF210LA0□
	22	8 × 10	0.12	7.4	100	ECA00AF222LA0□
	33	10 × 10	0.12	5.0	130	ECA00AG233LA0□
	47	10 × 10	0.12	3.5	155	ECA00AG247LA0□

**PERMISSIBLE TEMPERATURES FOR REFLOW SOLDERING**



<b>RESISTANCE TO SOLDERING HEAT</b>	
Leakage current	less than specified value
Capacitance value	within $\pm 10\%$ of initial value
Tan $\delta$	less than specified value

**LOW TEMPERATURE CHARACTERISTICS**

<b>IMPEDANCE RATIO Z(T2) / Z(T1) AT 120HZ</b>									
T1/T2	RATED VOLTAGE (V)								
	4	6.3	10	16	25	35	50	63	100
- 25 °C/+ 20 °C	6	5	4	3	2	2	2	2	2
- 40 °C/+ 20 °C	12	10	8	6	4	3	3	3	3

<b>ENDURANCE TEST (rated voltage/2000 hours/85 °C)</b>	
Leakage current	less than specified value
Capacitance value	within $\pm 20\%$ of initial value
Tan $\delta$	less than 200 % of specified value

**LEAKAGE CURRENT**

Formula for calculation of the maximum leakage current.

(Test conditions:  $U_R$ , 20 °C , 2 resp. 1 minute)

$$I_{L1} [\mu A] < 0.03 \cdot C_R [\mu F] \cdot U_R [V] \text{ (after 1 minute)}$$

$$I_{L2} [\mu A] < 0.01 \cdot C_R [\mu F] \cdot U_R [V] \text{ or } 3 \mu A \text{ whichever is greater (after 2 minutes)}$$

This datasheet has been download from:

[www.datasheetcatalog.com](http://www.datasheetcatalog.com)

Datasheets for electronics components.